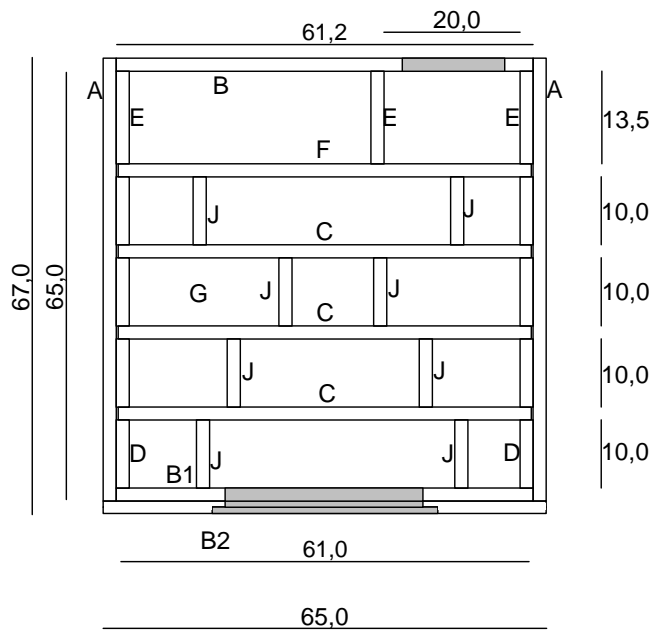
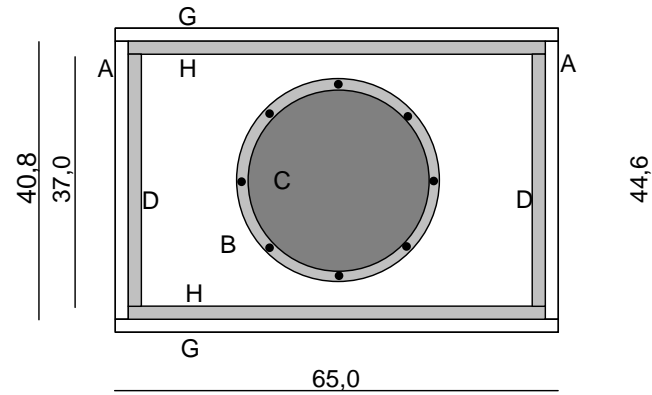


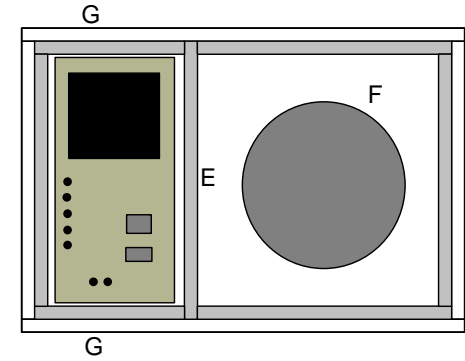
Topview



Frontview



Rearview



DD SUB 01

Update: 16-11-2001

Author: Doede Douma

Revision: 1.0

Page: 1

Panels for SUBWOOFER							
Material MDF 19mm							
All sizes in cm							
Panel	Qty	Length	Width	Total stroke cm	Total SQR	m	Total liter (kg)
B1	2	61.2	40.8	252		0.50	9.49
A	2	65.0	40.8			0.53	10.08
B2	1	65.0	44.6			0.29	5.51
G	2	65.0	65.0			0.85	16.06
C/F	4	61.0	40.6			0.99	18.82
D	16	36.8	10.0	1077		0.59	11.19
H	8	61.0	10.0			0.49	9.27
E1	2	36.8	13.5	233		0.10	1.89
E2	1	40.8	13.5			0.06	1.05
K1	2	21.9	13.5			0.06	1.12
K2	2	37.4	13.5			0.10	1.92
Total	42			4.55			86.39
Outside dimensions		66.9	65.0	44.60			193.94
Inside Volume	minus amp location			9.94			97.6